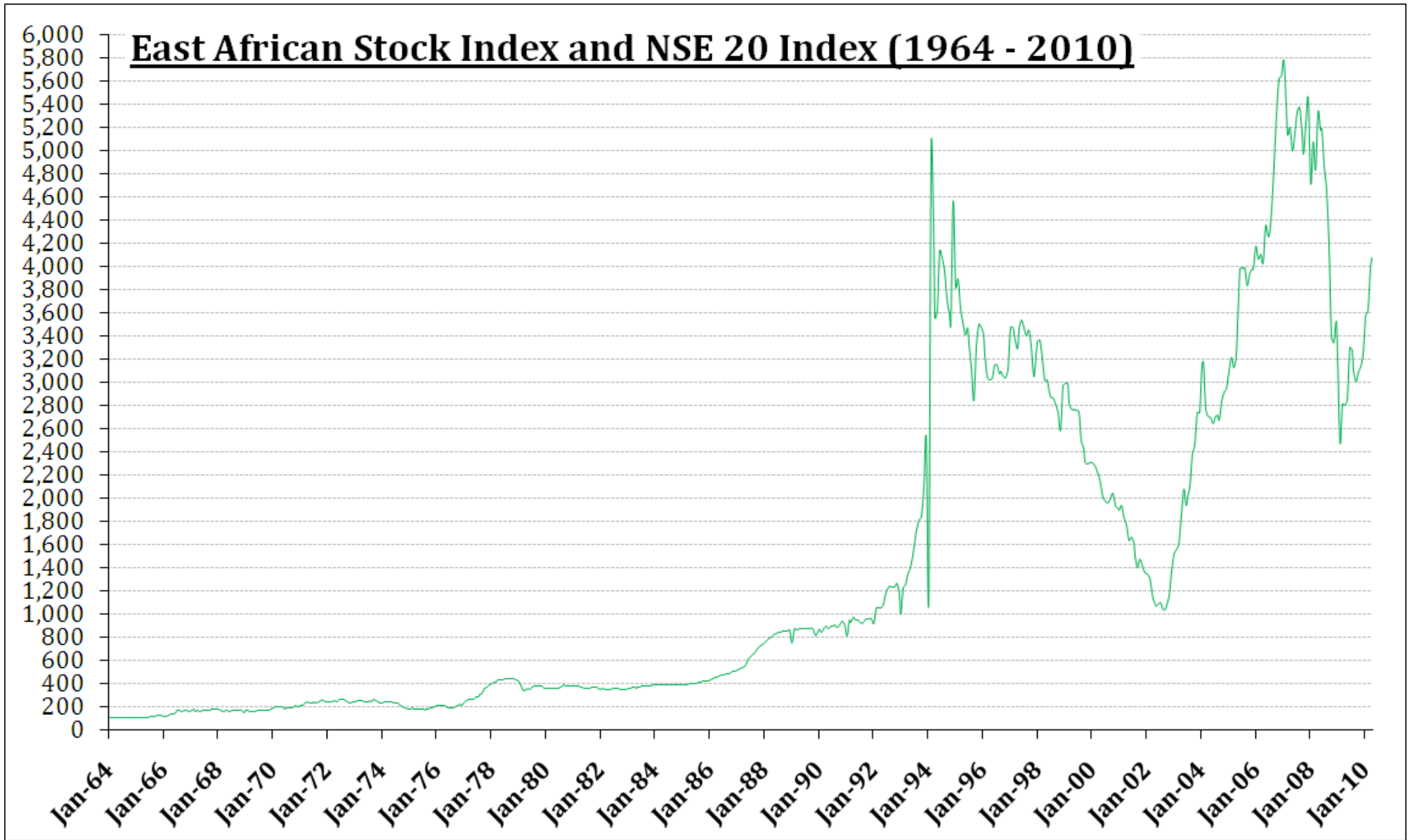
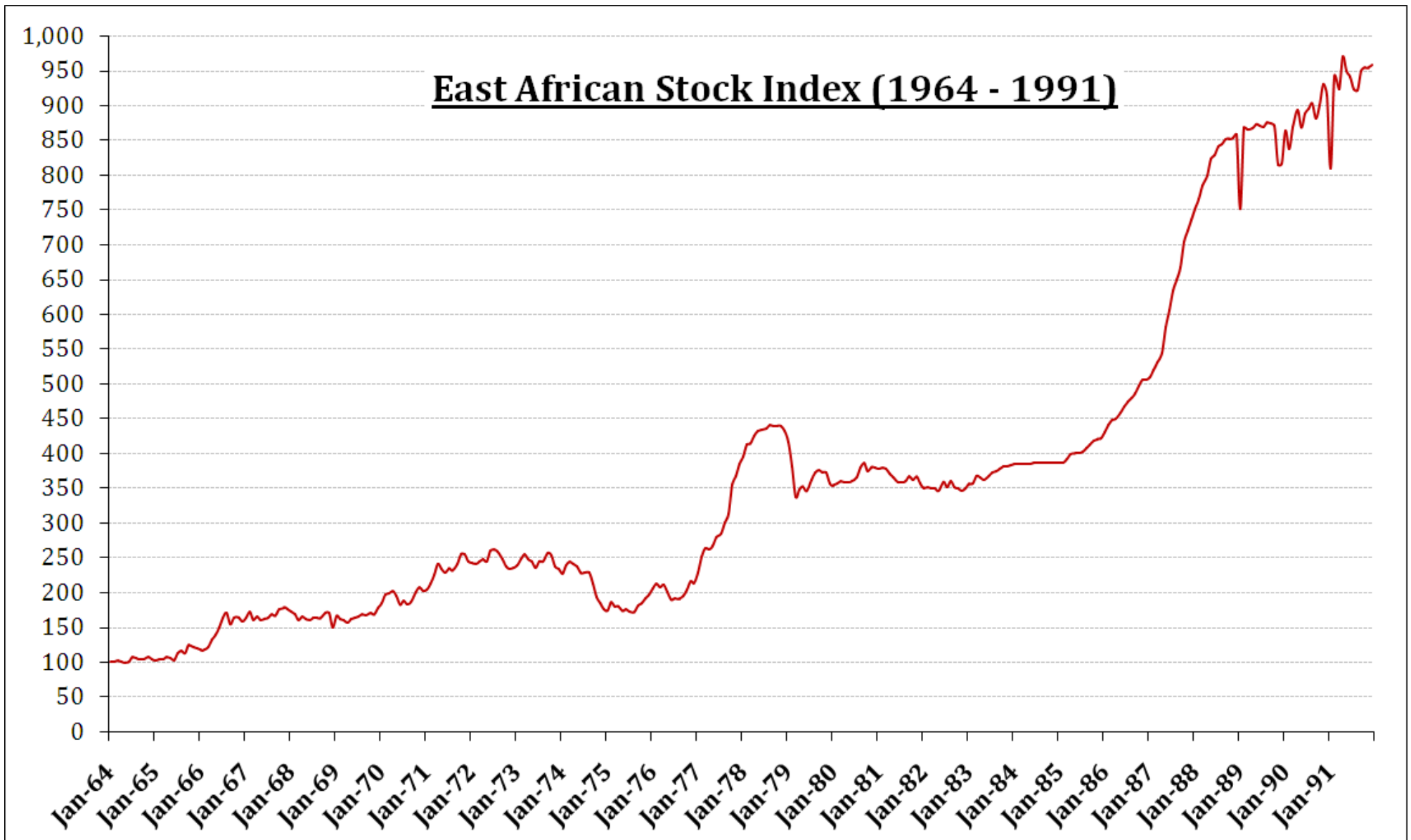


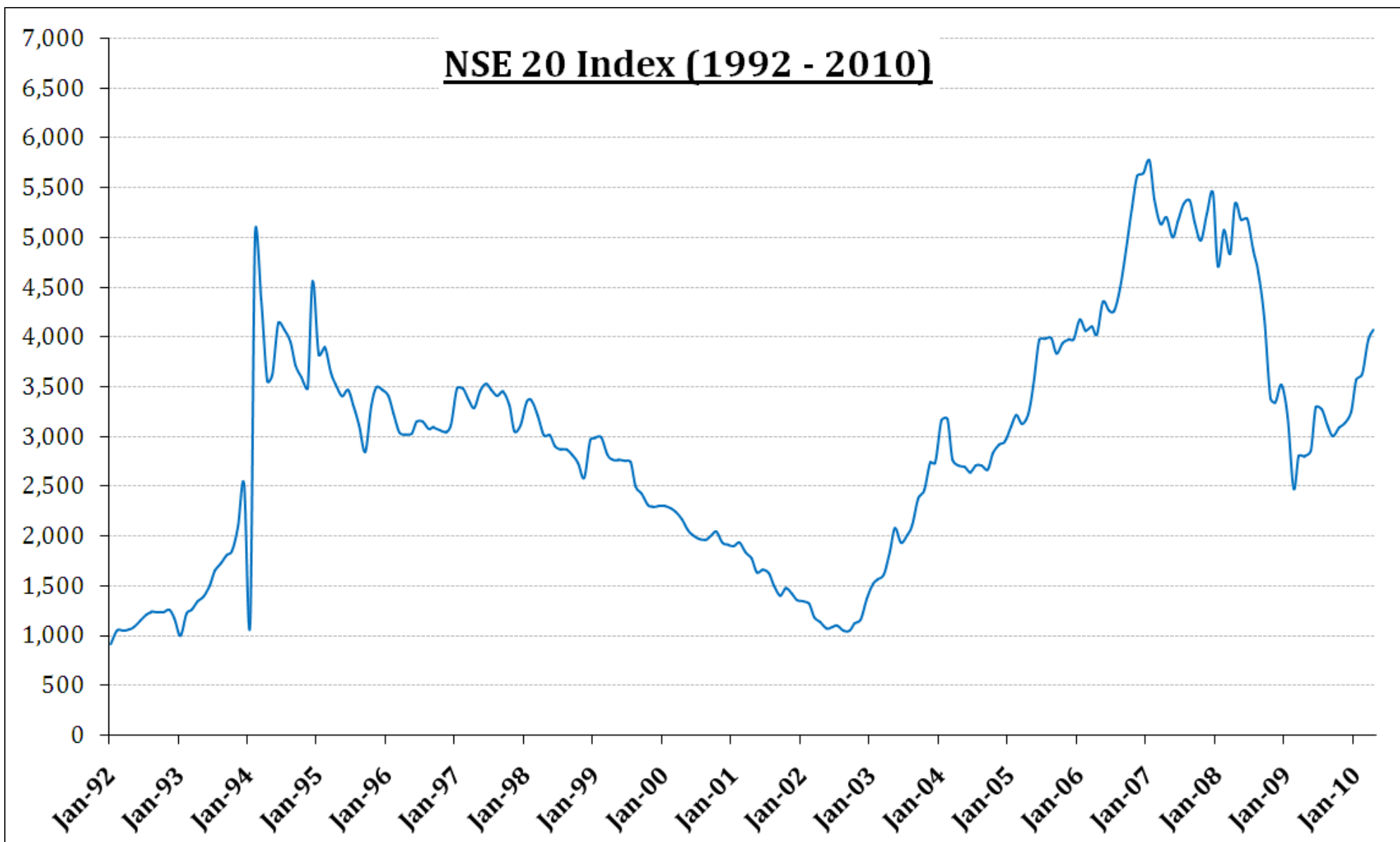
HISTORICAL MOVEMENTS OF KENYA'S ONLY STOCK INDEX – 1964 TO 2010



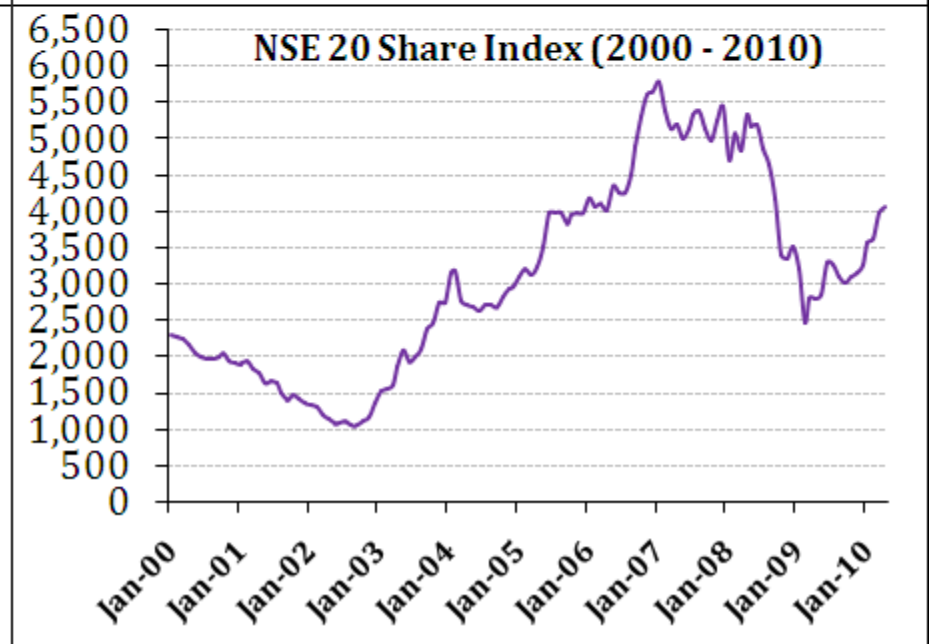
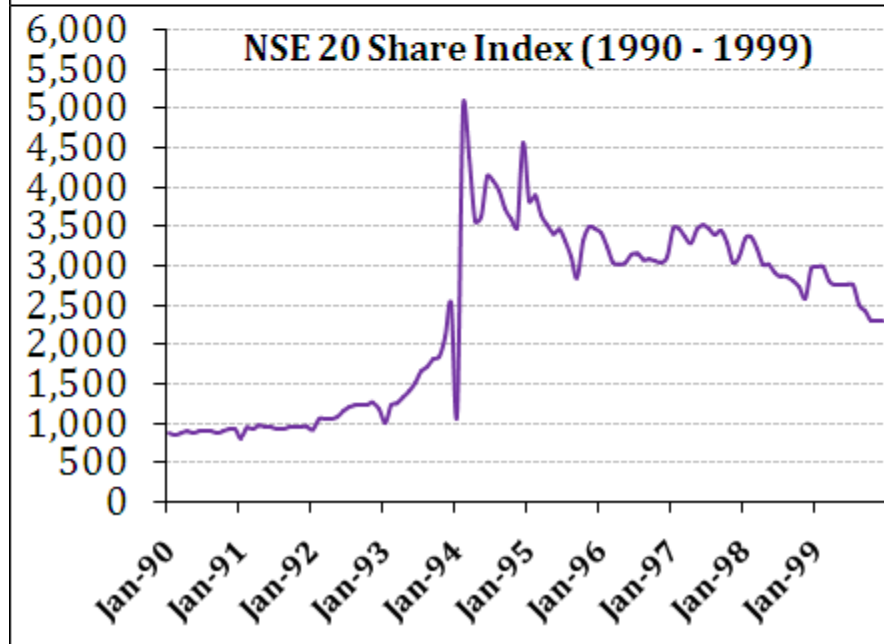
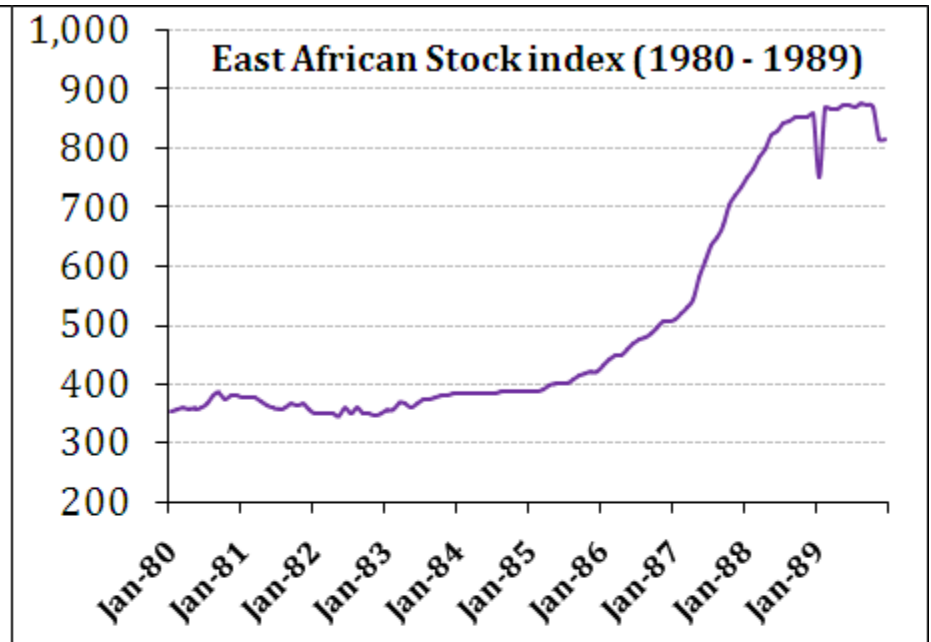
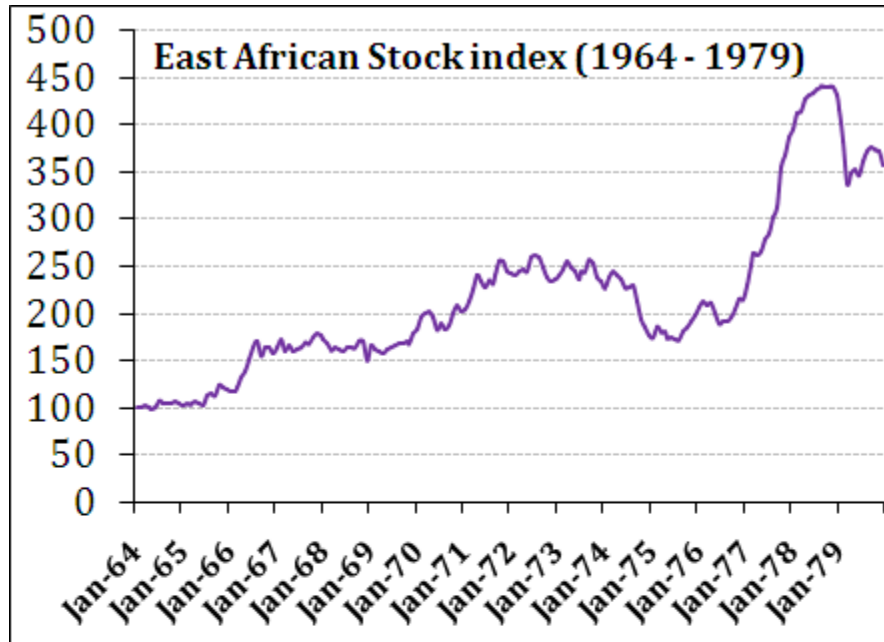
SOURCE: NAIROBI STOCK EXCHANGE, EAST AFRICAN TRADE AND INDUSTRY, EAST AFRICAN STANDARD



SOURCE: NAIROBI STOCK EXCHANGE, EAST AFRICAN TRADE AND INDUSTRY, EAST AFRICAN STANDARD



SOURCE: NAIROBI STOCK EXCHANGE, EAST AFRICAN TRADE AND INDUSTRY, EAST AFRICAN STANDARD



SOURCE: NAIROBI STOCK EXCHANGE, EAST AFRICAN TRADE AND INDUSTRY, EAST AFRICAN STANDARD

COMPOSITION CHANGES IN NSE 20 SHARE INDEX – 1992 TO 2002

	1992	1995	1996	2000	2001	2002
1	Unilever Tea	Unilever Tea	Unilever Tea	Unilever Tea	Unilever Tea	Unilever Tea
2	Williamson Tea	Williamson Tea	Williamson Tea	Williamson Tea	Williamson Tea	Williamson Tea
3	Kakuzi	Kakuzi	Kakuzi	Kakuzi	Kakuzi	Kakuzi
4	Sasini	Sasini	Sasini	Sasini	Sasini	Sasini
5	Lonrho Motors	Lonrho Motors	Lonrho Motors OUT	African Lakes Corp. IN	African Lakes Corp. OUT	TPS Ltd IN
6	CMC Holdings	CMC Holdings OUT	Kenya Airways IN	Kenya Airways	Kenya Airways	Kenya Airways
7	Nation Media	Nation Media	Nation Media	Nation Media	Nation Media	Nation Media
8	Uchumi	Uchumi	Uchumi	Uchumi	Uchumi	Uchumi
9	Barclays Bank	Barclays Bank	Barclays Bank	Barclays Bank	Barclays Bank	Barclays Bank
10	Diamond Trust	Diamond Trust	Diamond Trust	Diamond Trust	Diamond Trust	Diamond Trust
11	EA Packaging	EA Packaging	EA Packaging	EA Packaging	EA Packaging	EA Packaging OUT
12	KCB	KCB	KCB	KCB	KCB	KCB
13	Standard Chart	Standard Chart	Standard Chart	Standard Chart	Standard Chart	Standard Chart
14	Bamburi Cement	Bamburi Cement	Bamburi Cement	Bamburi Cement	Bamburi Cement	Bamburi Cement
15	BOC Gases	BOC Gases	BOC Gases	BOC Gases	BOC Gases	BOC Gases
16	BAT	BAT	BAT	BAT	BAT	BAT
17	KBL	KBL	KBL	EABL	EABL	EABL
18	KPLC	KPLC	KPLC	KPLC	KPLC	KPLC
19	K. National Mills	K. National Mills	K. National Mills	K. National Mills	K. National Mills OUT	Firestone EA IN
20	Total Kenya	Total Kenya	Total Kenya	Total Kenya	Total Kenya	Total Kenya

SOURCE: NAIROBI STOCK EXCHANGE

COMPOSITION CHANGES IN NSE 20 SHARE INDEX – 2002 TO 2010

2002		May-03		2006		July-07		July-08		December-09		Sector
Unilever Tea		Unilever Tea		Unilever Tea	OUT	Rea Vipingo	IN	Rea Vipingo		Rea Vipingo		Agriculture
Williamson Tea		Williamson Tea		Williamson Tea	OUT	CMC Holdings	IN	CMC Holdings		CMC Holdings		Motor
Kakuzi		Kakuzi		Kakuzi	OUT	Express Kenya	IN	Express (AIMS)		Express (AIMS)		Transport
Sasini		Sasini		Sasini		Sasini		Sasini		Sasini		Agriculture
TPS Ltd	IN	TPS Ltd		TPS Eastern		TPS Eastern	OUT	Safaricom	IN	Safaricom		Telecoms
Kenya Airways		Kenya Airways		Kenya Airways		Kenya Airways		Kenya Airways		Kenya Airways		Aviation
Nation Media		Nation Media		Nation Media		Nation Media		Nation Media		Nation Media		Publishing
Uchumi		Uchumi		Uchumi	OUT	I.C.D.C.I.	IN	Centum Investment	OUT	Co-Operative Bank	IN	Banking
Barclays Bank		Barclays Bank		Barclays Bank		Barclays Bank		Barclays Bank		Barclays Bank		Banking
Diamond Trust		Diamond Trust		Diamond Trust		Diamond Trust	OUT	Equity Bank	IN	Equity Bank		Banking
EA Packaging	OUT	NIC Bank	IN	NIC Bank	OUT	Mumias Sugar	IN	Mumias Sugar		Mumias Sugar		Food
KCB		KCB		KCB		KCB		KCB		KCB		Banking
Standard Chart		Standard Chart		Standard Chart		Standard Chart		Standard Chart		Standard Chart		Banking
Bamburi Cement		Bamburi Cement		Bamburi Cement		Bamburi Cement		Bamburi Cement		Bamburi Cement		Cement
BOC Gases		BOC Gases		BOC Gases	OUT	Kengen	IN	Kengen		Kengen		Power
BAT		BAT		BAT		BAT		BAT		BAT		Tobacco
EABL		EABL		EABL		EABL		EABL		EABL		Beverage
KPLC		KPLC		KPLC		KPLC		KPLC		KPLC		Power
Firestone EA	IN	Firestone EA		Sameer Africa		Sameer Africa	OUT	East African Cables	IN	East African Cables		Cabling
Total Kenya		Total Kenya		Total Kenya		Total Kenya	OUT	Athi River Mining	IN	Athi River Mining		Cement

SOURCE: NAIROBI STOCK EXCHANGE

Disclaimer

The snapshot is based on information from sources that FIB believes to be reliable. It is subject to copyright and may not be reproduced in whole or in part without written permission. All views, opinions and estimates contained in this report may be changed after publication at any time without notice. Past performance is not indicative of future results. FIB will accept no responsibility of whatsoever nature in respect of any statement, opinion, recommendation or information contained in this document. For further information contact any FIB branch office.